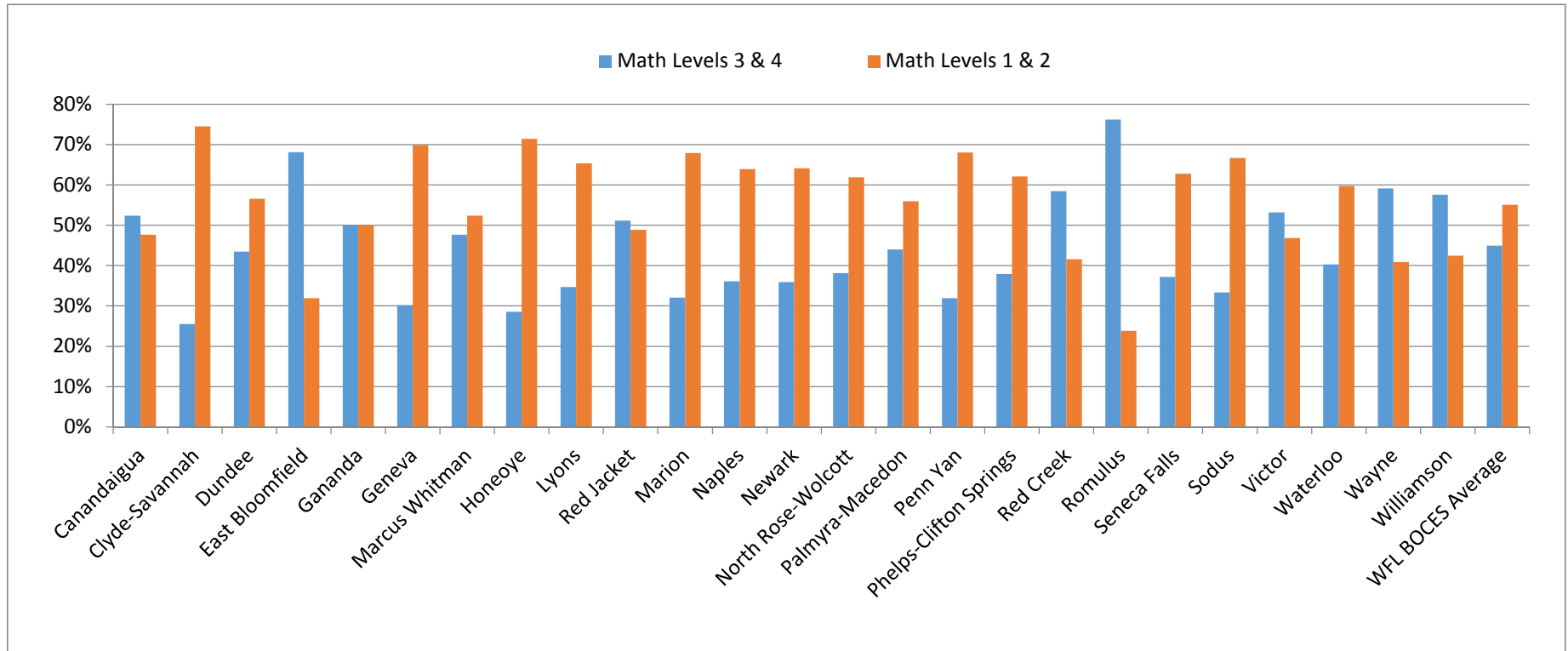


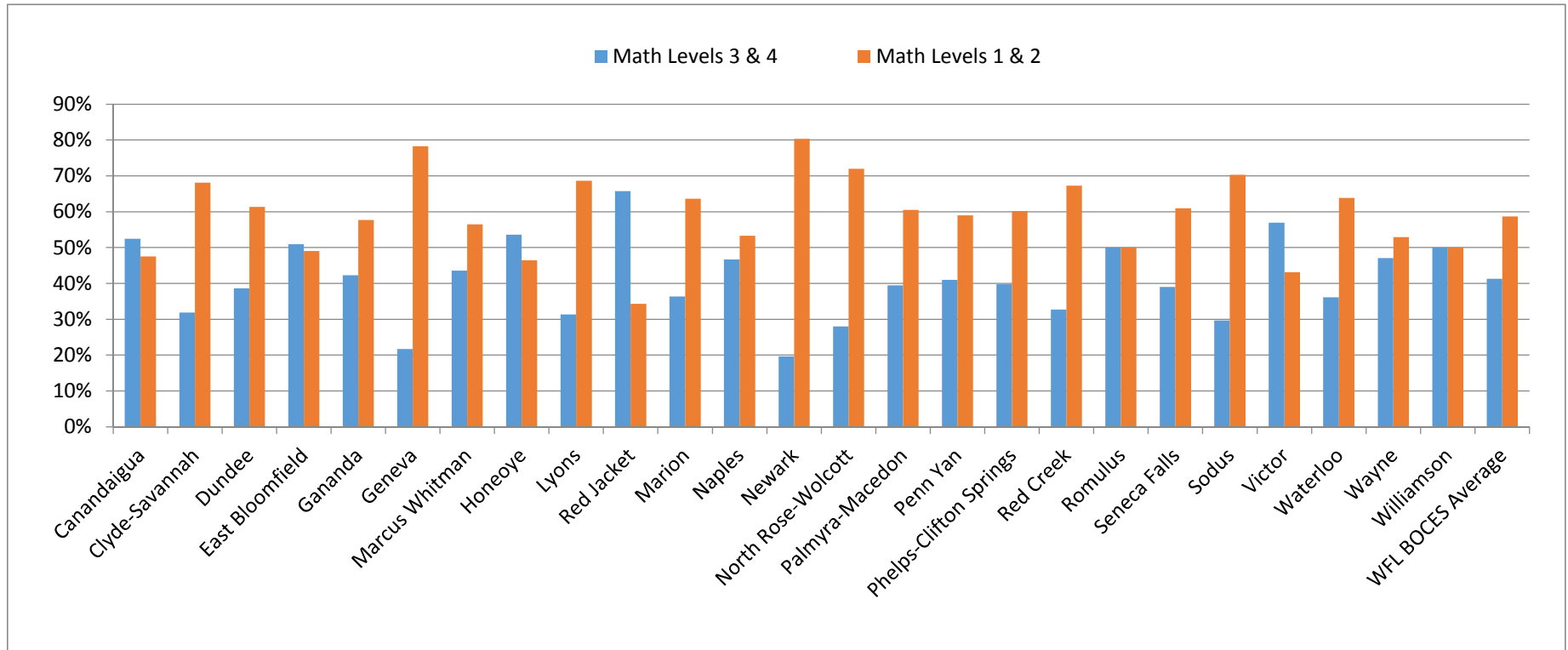
2014-15 MATH 3
 Combined Percent Scoring at Level 1&2 and 3&4
 WFL BOCES Component Districts



Performance Level	Canandaigua	Clyde-Savannah	Dundee	East Bloomfield	Gananda	Geneva	Marcus Whitman	Honeoye	Lyons	Red Jacket	Marion	Naples
Math Levels 3 & 4	52%	25%	43%	68%	50%	30%	48%	29%	35%	51%	32%	36%
Math Levels 1 & 2	48%	75%	57%	32%	50%	70%	52%	71%	65%	49%	68%	64%

Newark	North Rose-Wolcott	Palmyra-Macedon	Penn Yan	Phelps-Clifton Springs	Red Creek	Romulus	Seneca Falls	Sodus	Victor	Waterloo	Wayne	Williamson	WFL BOCES Average
36%	38%	44%	32%	38%	58%	76%	37%	33%	53%	40%	59%	58%	45%
64%	62%	56%	68%	62%	42%	24%	63%	67%	47%	60%	41%	42%	55%

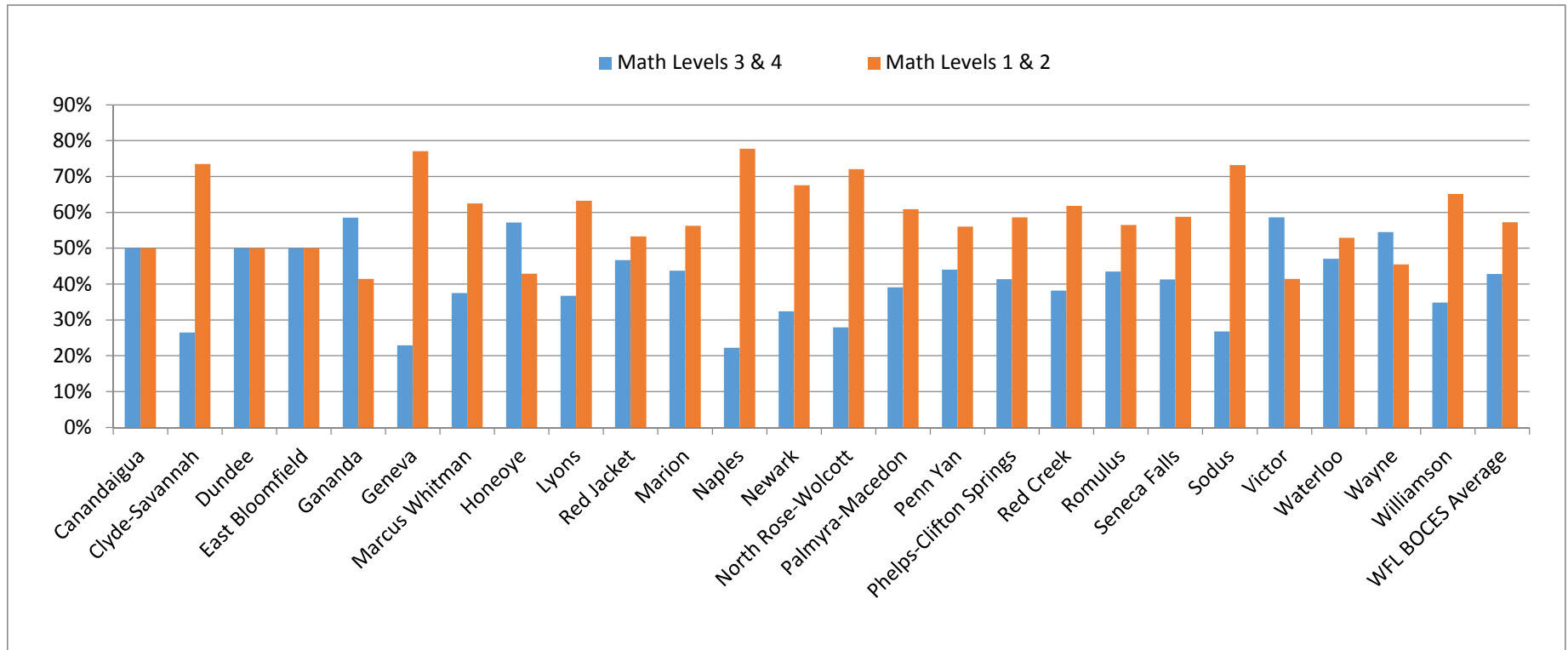
2014-15 MATH 4
 Combined Percent Scoring at Level 1&2 and 3&4
 WFL BOCES Component Districts



Performance Level	Canandaigua	Clyde-Savannah	Dundee	East Bloomfield	Gananda	Geneva	Marcus Whitman	Honeoye	Lyons	Red Jacket	Marion	Naples
Math Levels 3 & 4	52%	32%	39%	51%	42%	22%	44%	54%	31%	66%	36%	47%
Math Levels 1 & 2	48%	68%	61%	49%	58%	78%	56%	46%	69%	34%	64%	53%

	North Rose-Wolcott	Palmyra-Macedon	Penn Yan	Phelps-Clifton Springs	Red Creek	Romulus	Seneca Falls	Sodus	Victor	Waterloo	Wayne	Williamson	WFL BOCES Average
20%	28%	39%	41%	40%	33%	50%	39%	30%	57%	36%	47%	50%	41%
80%	72%	61%	59%	60%	67%	50%	61%	70%	43%	64%	53%	50%	59%

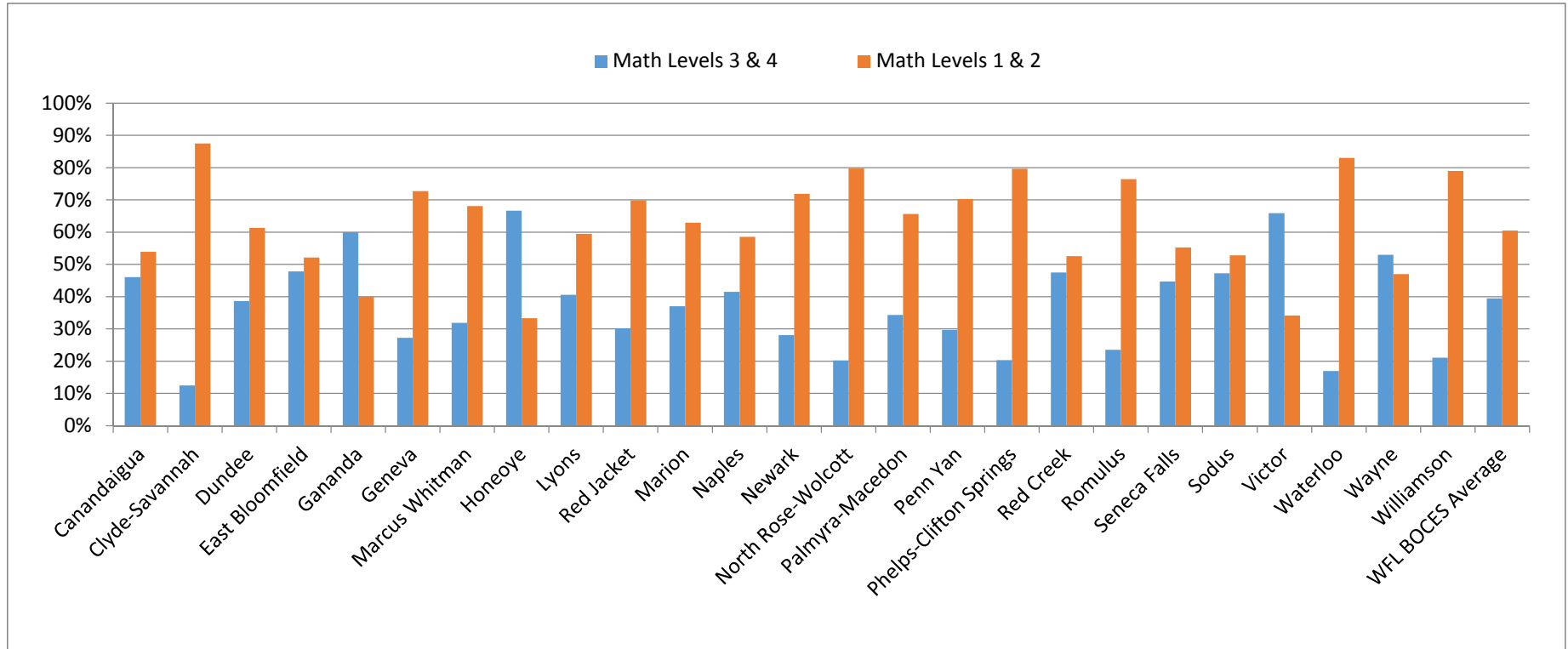
2014-15 MATH 5
 Combined Percent Scoring at Level 1&2 and 3&4
 WFL BOCES Component Districts



Performance Level	Canandaigua	Clyde-Savannah	Dundee	East Bloomfield	Gananda	Geneva	Marcus Whitman	Honeoye	Lyons	Red Jacket	Marion	Naples
Math Levels 3 & 4	50%	26%	50%	50%	59%	23%	38%	57%	37%	47%	44%	22%
Math Levels 1 & 2	50%	74%	50%	50%	41%	77%	63%	43%	63%	53%	56%	78%

	North Rose-Wolcott	Palmyra-Macedon	Penn Yan	Phelps-Clifton Springs	Red Creek	Romulus	Seneca Falls	Sodus	Victor	Waterloo	Wayne	Williamson	WFL BOCES Average
	32%	39%	44%	41%	38%	43%	41%	27%	59%	47%	55%	35%	43%
	68%	61%	56%	59%	62%	57%	59%	73%	41%	53%	45%	65%	57%

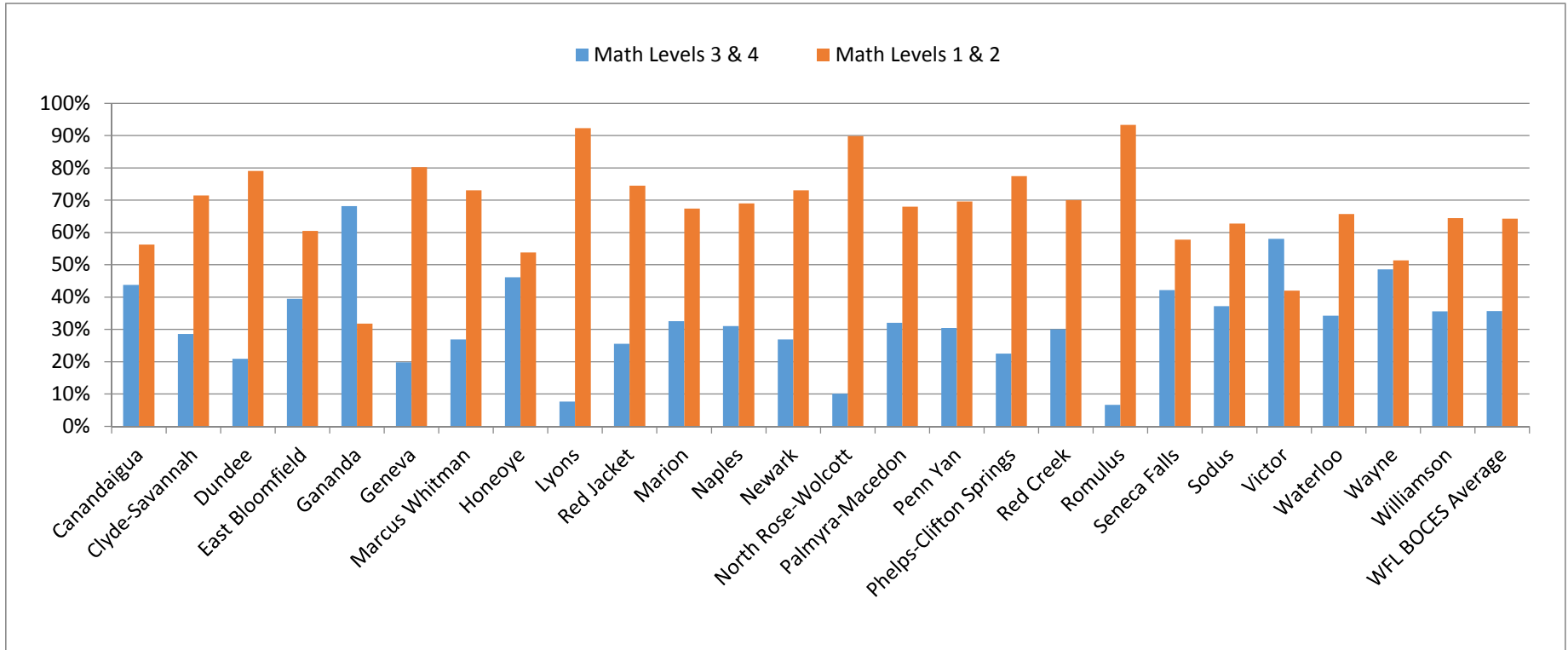
2014-15 MATH 6
 Combined Percent Scoring at Level 1&2 and 3&4
 WFL BOCES Component Districts



Performance Level	Canandaigua	Clyde-Savannah	Dundee	East Bloomfield	Gananda	Geneva	Marcus Whitman	Honeoye	Lyons	Red Jacket	Marion	Naples
Math Levels 3 & 4	46%	13%	39%	48%	60%	27%	32%	67%	41%	30%	37%	41%
Math Levels 1 & 2	54%	88%	61%	52%	40%	73%	68%	33%	59%	70%	63%	59%

	North Rose-Wolcott	Palmyra-Macedon	Penn Yan	Phelps-Clifton Springs	Red Creek	Romulus	Seneca Falls	Sodus	Victor	Waterloo	Wayne	Williamson	WFL BOCES Average
	28%	20%	30%	20%	47%	24%	45%	47%	66%	17%	53%	21%	40%
	72%	80%	66%	70%	53%	76%	55%	53%	34%	83%	47%	79%	60%

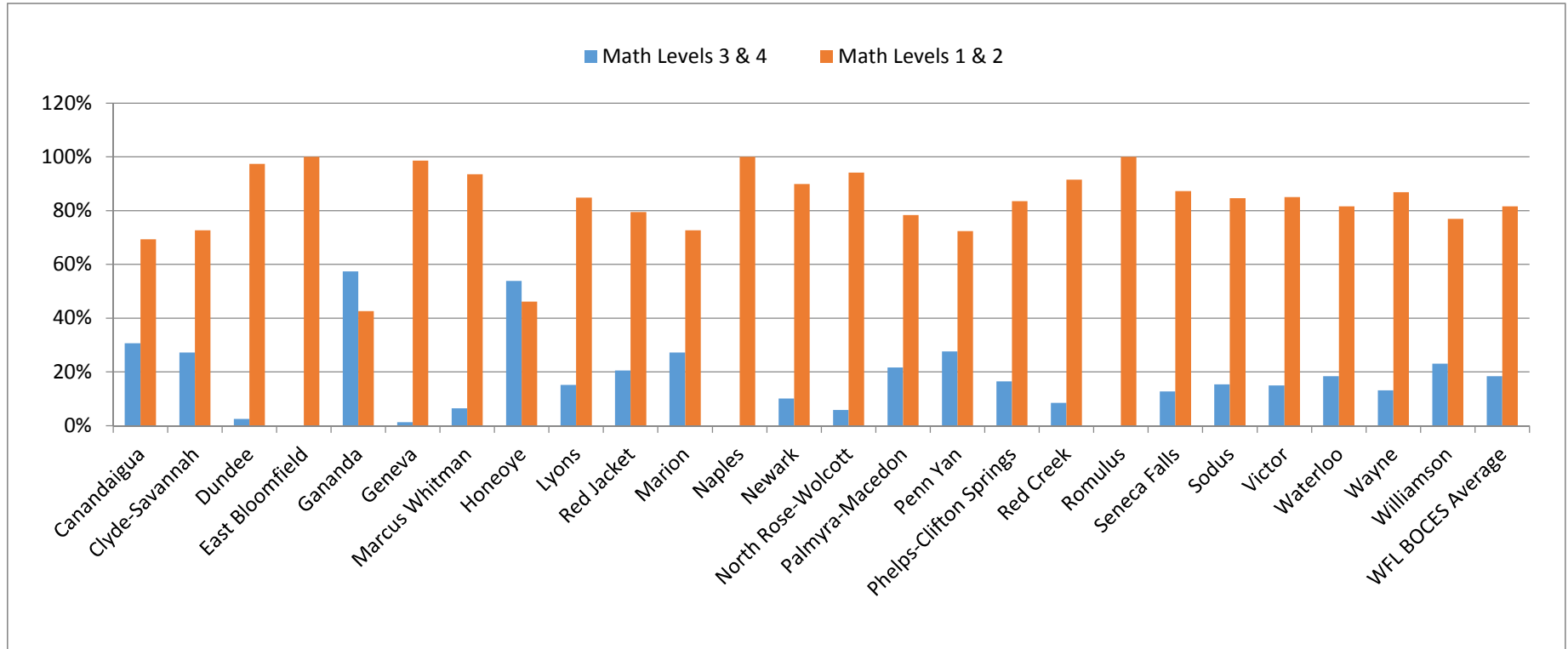
2014-15 MATH 7
 Combined Percent Scoring at Level 1&2 and 3&4
 WFL BOCES Component Districts



Performance Level	Canandaigua	Clyde-Savannah	Dundee	East Bloomfield	Gananda	Geneva	Marcus Whitman	Honeoye	Lyons	Red Jacket	Marion	Naples
Math Levels 3 & 4	44%	29%	21%	39%	68%	20%	27%	46%	8%	26%	33%	31%
Math Levels 1 & 2	56%	71%	79%	61%	32%	80%	73%	54%	92%	74%	67%	69%

	North Rose-Wolcott	Palmyra-Macedon	Penn Yan	Phelps-Clifton Springs	Red Creek	Romulus	Seneca Falls	Sodus	Victor	Waterloo	Wayne	Williamson	WFL BOCES Average
	27%	32%	30%	23%	30%	7%	42%	37%	58%	34%	49%	36%	36%
	73%	68%	70%	77%	70%	93%	58%	63%	42%	66%	51%	64%	64%

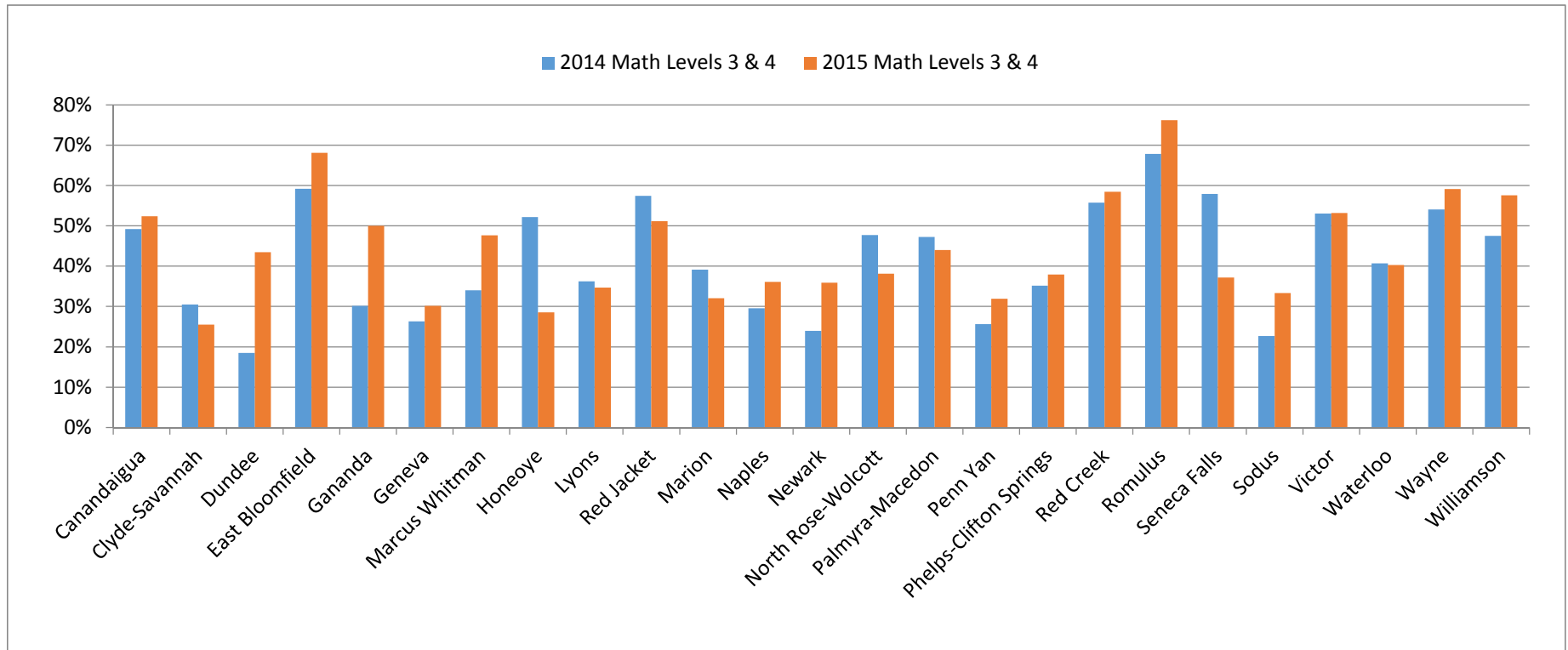
2014-15 MATH 8
 Combined Percent Scoring at Level 1&2 and 3&4
 WFL BOCES Component Districts



Performance Level	Canandaigua	Clyde-Savannah	Dundee	East Bloomfield	Gananda	Geneva	Marcus Whitman	Honeoye	Lyons	Red Jacket	Marion	Naples
Math Levels 3 & 4	31%	27%	3%	0%	57%	1%	6%	54%	15%	21%	27%	0%
Math Levels 1 & 2	69%	73%	97%	100%	43%	99%	94%	46%	85%	79%	73%	100%

	North Rose-Wolcott	Palmyra-Macedon	Penn Yan	Phelps-Clifton Springs	Red Creek	Romulus	Seneca Falls	Sodus	Victor	Waterloo	Wayne	Williamson	WFL BOCES Average
10%	6%	22%	28%	16%	8%	0%	13%	15%	15%	18%	13%	23%	18%
90%	94%	78%	72%	84%	92%	100%	87%	85%	85%	82%	87%	77%	82%

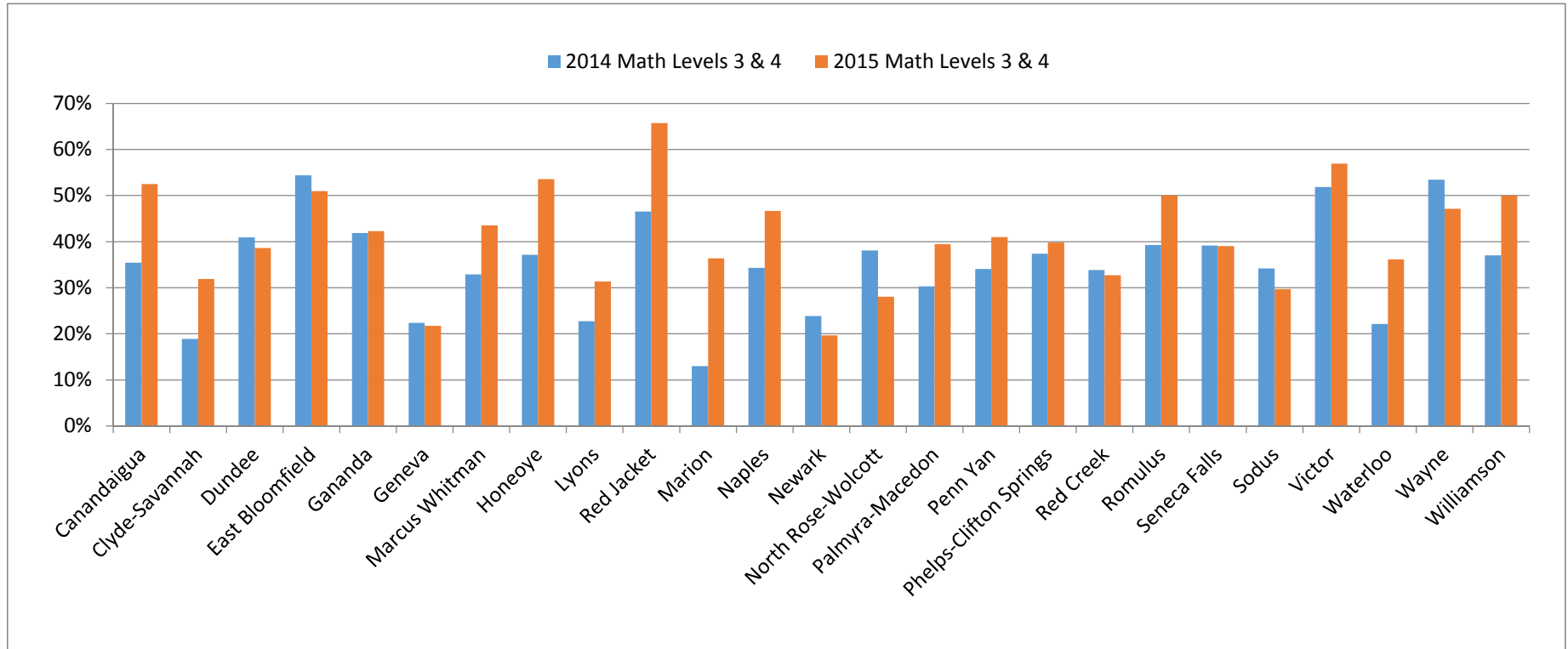
2014 and 2015 MATH 3
Percent Scoring at Level 3&4
WFL BOCES Component Districts



Performance Level	Canandaigua	Clyde-Savannah	Dundee	East Bloomfield	Gananda	Geneva	Marcus Whitman	Honeoye	Lyons	Red Jacket	Marion	Naples
2014 Math Levels 3 & 4	49%	31%	19%	59%	30%	26%	34%	52%	36%	57%	39%	30%
2015 Math Levels 3 & 4	52%	25%	43%	68%	50%	30%	48%	29%	35%	51%	32%	36%

Newark	North Rose-Wolcott	Palmyra-Macedon	Penn Yan	Phelps-Clifton Springs	Red Creek	Romulus	Seneca Falls	Sodus	Victor	Waterloo	Wayne	Williamson
24%	48%	47%	26%	35%	56%	68%	58%	23%	53%	41%	54%	48%
36%	38%	44%	32%	38%	58%	76%	37%	33%	53%	40%	59%	58%

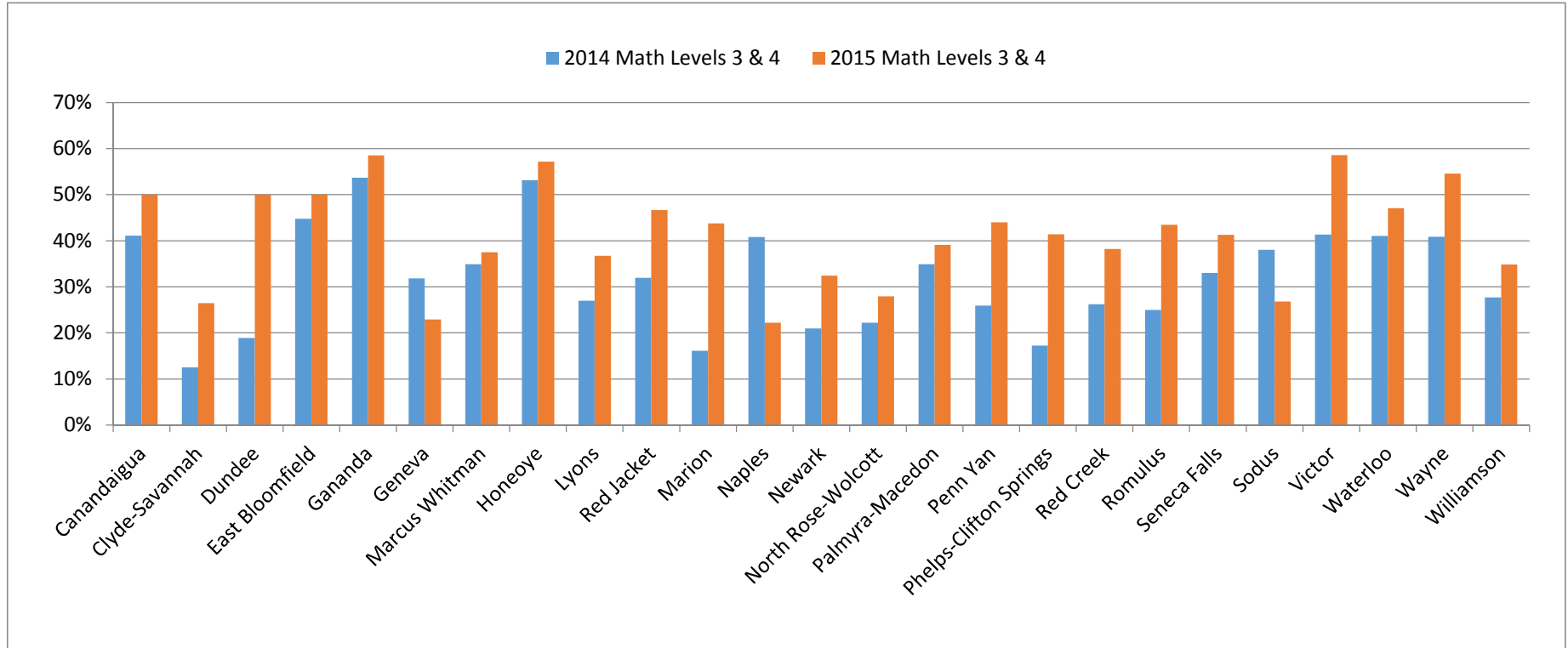
2014 and 2015 MATH 4
Percent Scoring at Level 3&4
WFL BOCES Component Districts



Performance Level	Canandaigua	Clyde-Savannah	Dundee	East Bloomfield	Gananda	Geneva	Marcus Whitman	Honeoye	Lyons	Red Jacket	Marion	Naples
2014 Math Levels 3 & 4	35%	19%	41%	54%	42%	22%	33%	37%	23%	47%	13%	34%
2015 Math Levels 3 & 4	52%	32%	39%	51%	42%	22%	44%	54%	31%	66%	36%	47%

Newark	North Rose-Wolcott	Palmyra-Macedon	Penn Yan	Phelps-Clifton Springs	Red Creek	Romulus	Seneca Falls	Sodus	Victor	Waterloo	Wayne	Williamson
24%	38%	30%	34%	37%	34%	39%	39%	34%	52%	22%	53%	37%
20%	28%	39%	41%	40%	33%	50%	39%	30%	57%	36%	47%	50%

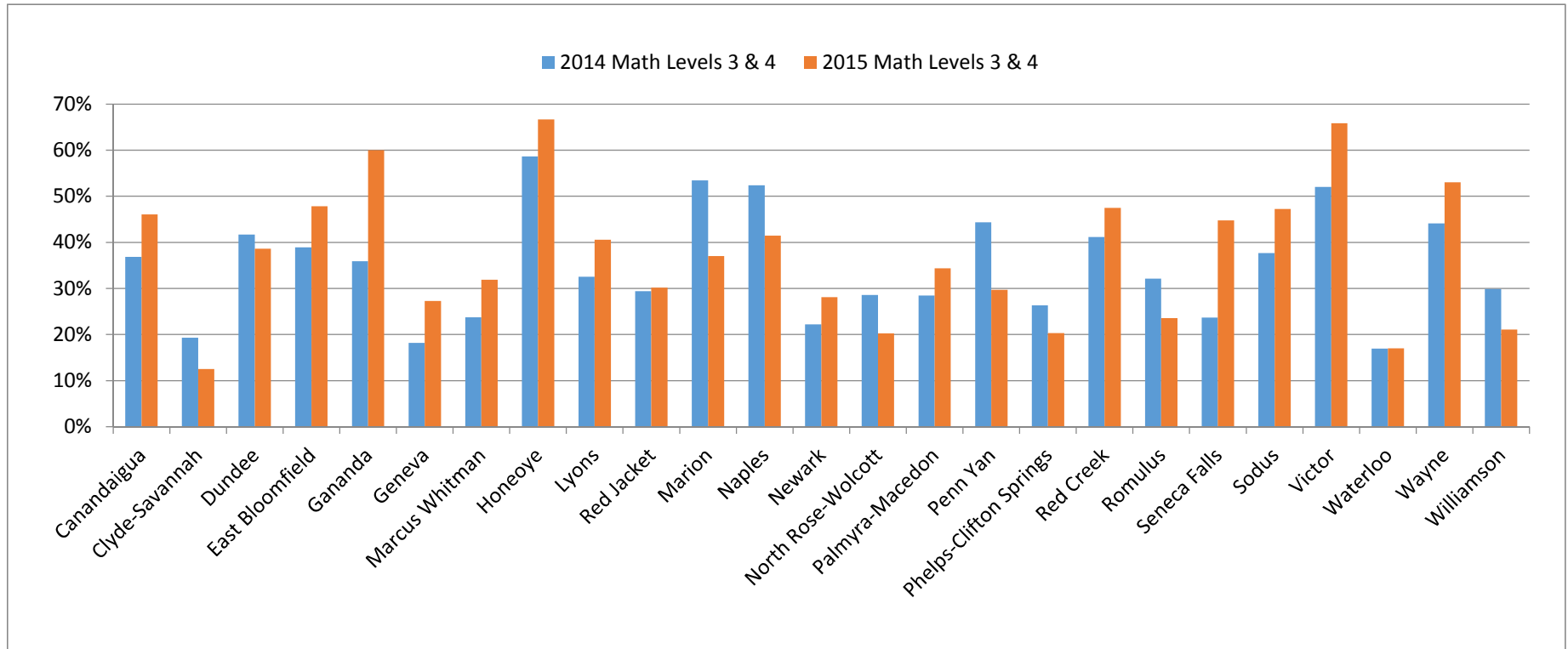
2014 and 2015 MATH 5
Percent Scoring at Level 3&4
WFL BOCES Component Districts



Performance Level	Canandaigua	Clyde-Savannah	Dundee	East Bloomfield	Gananda	Geneva	Marcus Whitman	Honeoye	Lyons	Red Jacket	Marion	Naples
2014 Math Levels 3 & 4	41%	13%	19%	45%	54%	32%	35%	53%	27%	32%	16%	41%
2015 Math Levels 3 & 4	50%	26%	50%	50%	59%	23%	38%	57%	37%	47%	44%	22%

Newark	North Rose-Wolcott	Palmyra-Macedon	Penn Yan	Phelps-Clifton Springs	Red Creek	Romulus	Seneca Falls	Sodus	Victor	Waterloo	Wayne	Williamson
21%	22%	35%	26%	17%	26%	25%	33%	38%	41%	41%	41%	28%
32%	28%	39%	44%	41%	38%	43%	41%	27%	59%	47%	55%	35%

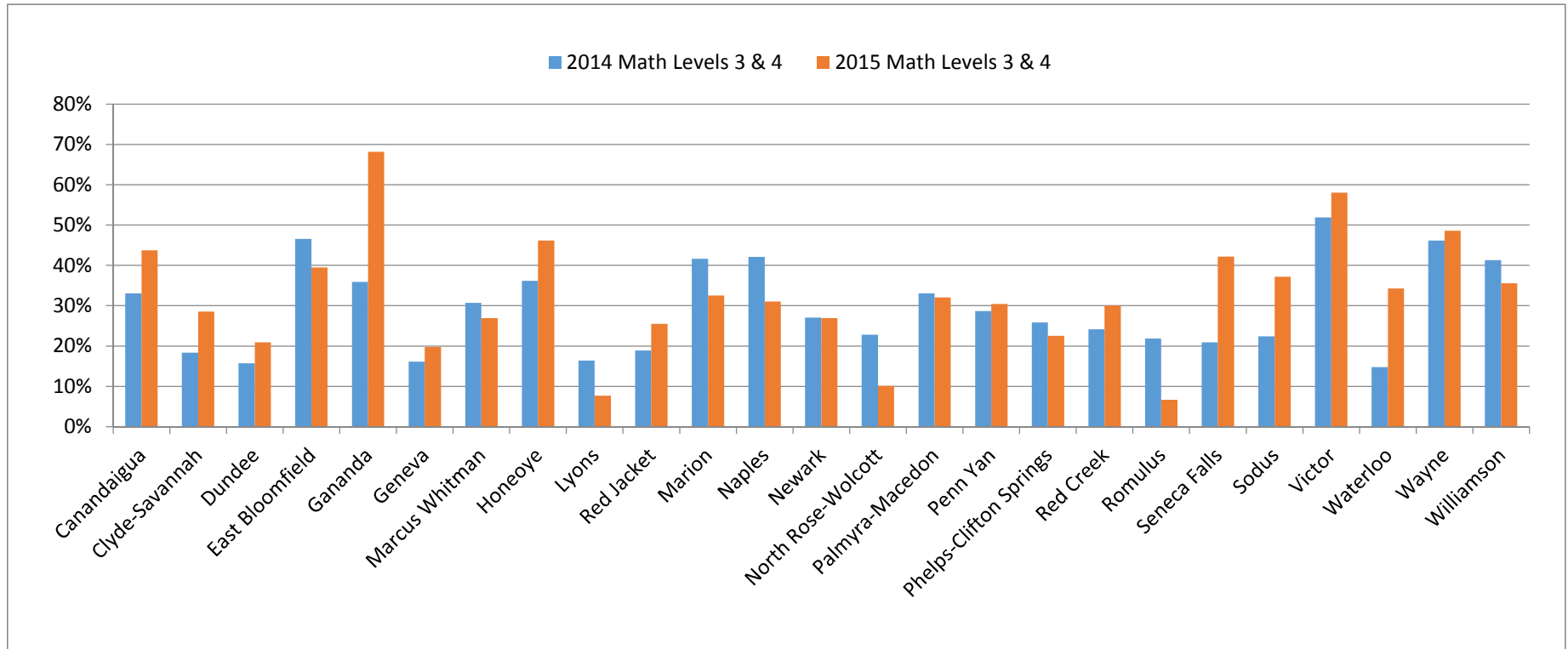
2014 and 2015 MATH 6
Percent Scoring at Level 3&4
WFL BOCES Component Districts



Performance Level	Canandaigua	Clyde-Savannah	Dundee	East Bloomfield	Gananda	Geneva	Marcus Whitman	Honeoye	Lyons	Red Jacket	Marion	Naples
2014 Math Levels 3 & 4	37%	19%	42%	39%	36%	18%	24%	59%	33%	29%	53%	52%
2015 Math Levels 3 & 4	46%	13%	39%	48%	60%	27%	32%	67%	41%	30%	37%	41%

Newark	North Rose-Wolcott	Palmyra-Macedon	Penn Yan	Phelps-Clifton Springs	Red Creek	Romulus	Seneca Falls	Sodus	Victor	Waterloo	Wayne	Williamson
22%	29%	28%	44%	26%	41%	32%	24%	38%	52%	17%	44%	30%
28%	20%	34%	30%	20%	47%	24%	45%	47%	66%	17%	53%	21%

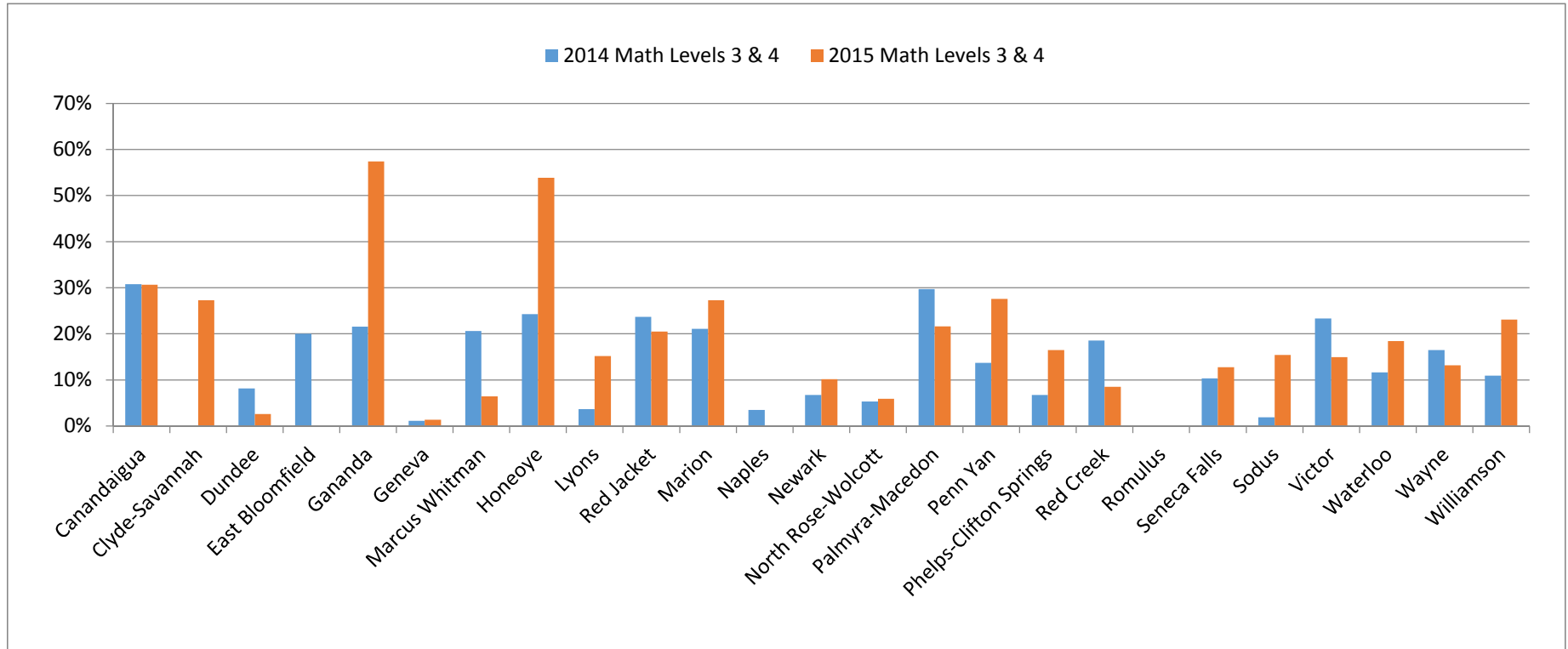
2014 and 2015 MATH 7
Percent Scoring at Level 3&4
WFL BOCES Component Districts



Performance Level	Canandaigua	Clyde-Savannah	Dundee	East Bloomfield	Gananda	Geneva	Marcus Whitman	Honeoye	Lyons	Red Jacket	Marion	Naples
2014 Math Levels 3 & 4	33%	18%	16%	47%	36%	16%	31%	36%	16%	19%	42%	42%
2015 Math Levels 3 & 4	44%	29%	21%	39%	68%	20%	27%	46%	8%	26%	33%	31%

Newark	North Rose-Wolcott	Palmyra-Macedon	Penn Yan	Phelps-Clifton Springs	Red Creek	Romulus	Seneca Falls	Sodus	Victor	Waterloo	Wayne	Williamson
27%	23%	33%	29%	26%	24%	22%	21%	22%	52%	15%	46%	41%
27%	10%	32%	30%	23%	30%	7%	42%	37%	58%	34%	49%	36%

2014 and 2015 MATH 8
Percent Scoring at Level 3&4
WFL BOCES Component Districts



Performance Level	Canandaigua	Clyde-Savannah	Dundee	East Bloomfield	Gananda	Geneva	Marcus Whitman	Honeoye	Lyons	Red Jacket	Marion	Naples
2014 Math Levels 3 & 4	31%	0%	8%	20%	22%	1%	21%	24%	4%	24%	21%	3%
2015 Math Levels 3 & 4	31%	27%	3%	0%	57%	1%	6%	54%	15%	21%	27%	0%

Newark	North Rose-Wolcott	Palmyra-Macedon	Penn Yan	Phelps-Clifton Springs	Red Creek	Romulus	Seneca Falls	Sodus	Victor	Waterloo	Wayne	Williamson
7%	5%	30%	14%	7%	19%	0%	10%	2%	23%	12%	16%	11%
10%	6%	22%	28%	16%	8%	0%	13%	15%	15%	18%	13%	23%